



CIC Bulletin

News from the DC Corrections Information Council

Message from the Executive Director



This month marks the end of FY22. The CIC would like to thank our constituents and the D.C. community for their support throughout the fiscal year. The CIC looks forward to highlighting our work and accomplishments in our annual report. We would like to thank and acknowledge Congresswoman Eleanor Holmes Norton and Councilmember Charles Allen for their dedication to D.C. residents in custody. We appreciate their support as we connect with the new BOP Director and her administration and continue communications regarding our mandate to report on conditions of confinement for DC residents in custody.

The CIC's sixth and final BOP inspection of FY22 will take place this month at USP Pollock in Pollock, Louisiana. The CIC plans to discuss the safety and well-being of residents with DC residents in custody and staff at the facility. For the DOC, we look forward to continuing oversight and maintaining communication with DOC officials. In FY23, we will follow up on prior recommendations and provide updates on ongoing projects at the DOC facilities. Review our BOP and DOC reports from this and previous years [HERE](#).

This month, I and CIC analyst Kareem McCraney spoke on the Roach Brown show. On the show, we provided updates on DC prisoners and the current state of halfway houses. We thank Roach Brown for his dedication to highlighting issues that affect the pre and post-incarcerated communities.

In July, we collaborated with Georgetown Law to get more information about compassionate release to the 58+ population. We will continue working to get up-to-date information to this population. The CIC is also highly anticipating reporting on the process of past voting experiences for the incarcerated population during the DC primary elections. Our team looks forward to continuing our work with the Board of Elections and ensuring that DC residents in custody are informed voters. We would like to thank Georgetown and the Board of Elections for their dedication throughout these respective projects, and we look forward to continuing these collaborations in the future.

Lastly, the CIC has been hard at work on a community engagement project that will highlight the journeys of those who were released under IRAA and the Second Look Act. We are excited to begin finalizing this project and sharing it with the community in FY23.

Donald Isaac, Sr.

STATISTICS ON D.C.

RESIDENTS IN CUSTODY

Census as of August 31, 2022

D.C. adults in BOP Custody:

Regardless of Residency

2,621*Decrease since early
August 2022 (2,639
Adults in Custody)

D.C. adults in DOC Custody:

1,404*Decrease since early
August 2022 (1,409 Adults in
Custody)**BOP & COVID-19 as of August 9, 2022 (source: bop.gov/coronavirus)****Bureau of Prisons
Personnel**

- Total Number of Personnel Who Have Tested Positive: 716
 - Total Number of Personnel Who Have Recovered: 13,690
- Total Number of Lives Lost Among Personnel: 7

Total Number of
Coronavirus Vaccine Doses
Administered**329,346****Bureau of Prisons
Residents in Custody
(Includes all residents as
well as DC Residents)**

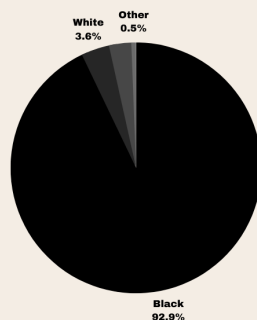
- Total Number of Residents Who Have Tested Positive: 477
 - Total Number of Residents Who Have Recovered: 49,525
- Total Numbers of Lives Lost Among Residents: 306 (11 occurred while on home confinement)

DOC & COVID-19 as of February 28, 2022 (source: coronavirus.dc.gov)**Department of Corrections Residents in Custody**

- Total Number of Residents Who Have Tested Positive: 771
 - Total Number of Residents Not in General Population Due to Positive Tests/Quarantine: 57
- Total Number of Lives Lost Among Residents: 1

Department of Corrections Personnel

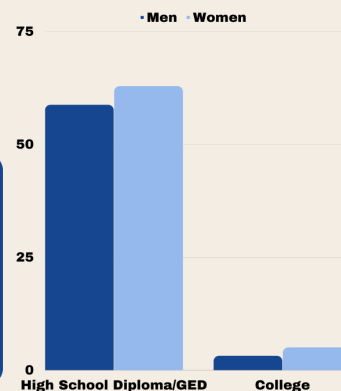
- Total Number of Personnel Who Have Tested Positive: 639
 - Total Number of Personnel Out Due to Positive Tests or Exposure: 8
- Total Number of Lives Lost Among Personnel: 3

DOC Residents in Custody's Demographics as of July 2022 (source: doc.dc.gov)

DOC residents are 92.9 % Black, 3.62% White, 2.87% Hispanic, 0.07% Asian, and 0.54% Other. the District of Columbia (DC) population is 46.5% Black, 41.3% White, 11% Hispanic, and 4% Asian, and Hispanics who comprise 41.3% , 4%, and 11% of the DC Population are underrepresented. (DC Population

Women comprise less than 6% of the DC DOC population. 62.9% of women and 58.77% of men in custody have earned a high school diploma or GED. Nearly 5.03% of women and 3.19% of men reported they have a college degree.

*Data was not available for about 11.32% of women and 7.48% of men.



[Subscribe](#)[Past Issues](#)[Translate ▼](#)

COMMUNITY EVENTS



National Association for the Advancement of Returning Citizens

RE-ENTRY *Virtual* SUPPORT GROUP

 National Association for the Advancement of Returning Citizens
 @naarcadc

**Every WEDNESDAY
6PM-7:30PM | via Zoom**

Come talk and listen on how Returning Citizens are navigating through re-entry. Come learn your rights and get information on what's out there for you. Each meeting will have new information and guest speakers sharing resources.



SCAN ME & JOIN

FOR MORE INFORMATION GO TO WWW.NAARCDC.COM OR TEXT NAARC TO 474747 TO RECEIVE NAARC UPDATES AND RESOURCES.

Join NAARC every Wednesday on zoom to discuss navigating re-entry and get more information on resources that D.C. has to offer. Meetings will take place:

Sep 14, 2022 06:00 PM

Sep 21, 2022 06:00 PM

Sep 28, 2022 06:00 PM

Oct 5, 2022 06:00 PM

Oct 12, 2022 06:00 PM

[Subscribe](#)[Past Issues](#)[Translate ▼](#)

Nov 2, 2022 06:00 PM

Join the Zoom meeting below:

<https://us02web.zoom.us/j/85729833680?pwd=d2UwaERpWjkzYm0rZUZWN0NkdVloQT09>


Meeting ID: 857 2983 3680

Passcode: 757307



[Subscribe](#)[Past Issues](#)[Translate ▼](#)

We're Reading



Marking Time: Art in the Age of Mass Incarceration by Nicole R. Fleetwood

Marking Time: Art in the Age of Mass Incarceration, is a thoroughly researched and heartbreakingly personal look at art made by residents in custody. The book also examines the broader visual culture of incarceration, and the way art becomes a mode of relationality among residents who use it to combat the imposed isolation of imprisonment.

The book features images of work created while the artists were in custody, as well as the artists' insight into what materials and external factors impacted the making of the works. Rather than analyzing prison art as "outsider art" or as a form of therapy, Dr. Fleetwood describes how penal space, time, and matter shape the production of these great works.



The CIC is on Instagram!
Follow us [@dc_cic](#) for updates, useful information, and events!

You Can Also Follow Us at [Twitter](#) [Facebook](#) [LinkedIn](#)

Our mailing address is:
DC Corrections Information Council

[Subscribe](#)[Past Issues](#)[Translate ▼](#)Email: cccic@dc.govWebsite: <https://cic.dc.gov>

Want to change how you receive these emails?

You can [update your preferences](#) or [unsubscribe from this list](#).[View this email in your browser](#)

This email was sent to <<Email Address>>

[why did I get this?](#) [unsubscribe from this list](#) [update subscription preferences](#)

DC Corrections Information Council (CIC) · 1400 I Street, NW · Suite 400 · Washington, District of Columbia 20005 · USA

