



## Message from the Executive Director



Greetings from the CIC. We have entered FY26. I would like to remind you to please review the [CIC website](#) regularly for updated information, findings, and recommendations regarding the DOC and BOP. The CIC's annual reports on our agency, the DC Department of Corrections, and the Youth Rehabilitation Act are currently posted. There are multiple resources, such as inspection reports, thematic reports, annual reports, and information sheets, which are available [HERE](#).

The CIC recently held a meeting with the Director of the Federal Bureau of Prisons, Mr. William K. Marshall, III, last month - and want to extend our sincere thanks for meeting with us as he acclimates to his new role. The conversation marked an important step toward strengthening transparency and accountability across facilities housing District of Columbia residents. We look forward to building a productive relationship that prioritizes the dignity, safety, and rehabilitation of our community members in federal custody.

October 1st marked the implementation date for eligible DC Code offenders in federal custody to receive time credits for First Step Act programming, and the CIC will monitor the process as it is administered.

Due to the ongoing government shutdown and broader economic constraints, the CIC is currently unable to update its numerical data on the Federal Bureau of Prisons. These disruptions have limited access to key personnel and systems, delaying our statistical reporting efforts. We remain committed to transparency and will resume updates as soon as conditions allow.

The Department of Corrections recently launched new apprenticeship trainings in Painting, Barbering, Cosmetology, and Plumbing to expand vocational opportunities for residents. Additionally, on July 30, 2025, the DOC celebrated the Mayo Angelo Academy graduation, where fourteen young men completed their program and received certificates of achievement. These initiatives strengthen reentry pathways and career readiness for returning community members. Congratulations to those graduates as they embark on new endeavors. For information on the future of the jail, information on the status of plans for the prospective building can be located [HERE](#).

If you have not already, please also view our documentary titled "[IRAA: Creating Hope](#)", which presents a historical and legislative framework for understanding the journey of six men released after the passage of the Incarceration Reduction Amendment Act (IRAA). The six men were all incarcerated as juveniles (under 18) and served at least twenty years in prison; although more recent legislation has resulted in potential sentence modification hearings for those who are under the age of 24 and have served at least 15 years. The documentary is accessible on [YouTube](#), and our agency is in the process of developing additional educational content.

Thank you to the community for your continued communication and support.

-Donald Isaac

## Recent Reports

Below are recently published reports from the CIC, including BOP and DOC inspection reports, and CIC Info Sheets.

### **BOP Reports**

[FCI Schuylkill 2025](#)

[Volunteers of America \(VOA\) 2025](#)

[USP Beaumont 2024](#)

[Volunteers of America Residential Reentry Center Report 2024](#)

[USP Atwater](#)

[FCC Allenwood](#)

[FCI Coleman Low & Medium](#)

[USP Coleman II](#)

[USP Coleman I](#)

[FCI Florence](#)

[USP Florence](#)

[Volunteers of America \(VOA\)](#)

[USP Hazelton](#)

[FCI Hazelton](#)

[USP Pollock](#)**DOC Reports**[DOC CDF CTF & CCB Report FY25 Q2](#)[DOC CDF & CTF Report FY25 Q1&2](#)[DOC Annual Inspection Report: FY24](#)[DOC CDF & CTF Inspection June & July 2024](#)[DOC Report Food Services August 2024](#)[CDF, CTF, & CCB Quarterly Inspection: December 2023](#)[CTF Women's Facilities - May 2023](#)[CTF and CDF Quarterly Inspection: April 2023](#)[CCB Quarterly Inspection: April 2023](#)**Additional Resources**[CIC Annual Report](#)[DOC Annual Report](#)[CIC Legislative Resource Booklet](#)[2023 BOP Administrative Remedies Follow-Up Recommendations Report](#)[2023 DOC Follow-Up Recommendations Report](#)[2023 BOP Education Follow-Up Recommendations Report](#)[2023 BOP Medical Follow-Up Recommendations Report](#)[2023 BOP Programming Follow-Up Recommendations Report](#)[2023 BOP Re-Entry Follow-Up Recommendations Report](#)[2023 BOP Sentencing Calculation Follow-Up Recommendations Report](#)[CIC Resource Page](#)[Contact Information for Fairview Facility](#)[CIC Info Sheets](#)

# Statistics on D.C. Residents in Custody

**DC Adults in BOP Custody**

DC Code offenders in custody regardless of residency

**2,653**

\*Increase since April 1, 2025 (2,607 Adults in Custody)



**DC Adults in DOC Custody**

**2,174**

\*Increase since September 19, 2025 (2,150 Adults in Custody)

## BOP Updates

DC male adults in BOP custody have an average age of about 38 years. Among them, 234 DC Code offenders are serving life sentences, while the median sentence length is 10 years

There are 1,541 male DC Code offenders housed in medium security facilities, while 912 are in high security facilities. 15 are in supermax security facilities.

There are 79 female DC Code offenders in the BOP. 56 are housed in medium and low security facilities. 4 are housed in minimum security facilities. The average age is 38. 10 are housed in medical facilities. The remainder are housed in administrative security facilities (e.g. transfers). There are no females in high security facilities.

### Common Issues for Male Residents in the BOP:

- First Step Act (Credits)
- Lockdowns
- Programming
- Staff Behavior
- Reentry Resources

### Common Issues for Female Residents in the BOP:

- Reentry resources
- Programming

## DOC Updates

There are 1,342 residents housed in the DOC with pretrial status (increase)

There are 143 residents housed in the DOC for parole violations (increase)

There have been 1 death in the DOC in Fiscal Year 2026

There are 1,400 residents at CDF (decrease); 763 at CTF (increase); 52 at CCB (variable); and 0 at Fairview

### Residents under DYRS:

- 39 at Youth Shelter Home (increase)
- 115 at Youth Services Center (increase)
- 53 at New Beginnings (decrease)
- Total= 207

\*Source of Information: BOP (7/1/25); DOC (10/17/25) ; see also DOC website (10/17/25); DYRS Website (10/16/25); CJCC Population Report (8/31/25). All numbers are subject to daily fluctuations within the population.

# COMMUNITY EVENTS



## Men

Data on Men Sentenced by Superior Court in Bureau of Prisons

|   |                 |
|---|-----------------|
| <b>Total Number</b>                               | <b>2,574</b>    |
| <b>Average Age</b>                                | <b>40</b>       |
| <b>Median Age</b>                                 | <b>38</b>       |
| <b>Median Length of Sentence (excluding life)</b> | <b>10 years</b> |
| <b>Total set for release before July 1, 2026</b>  | <b>630</b>      |

| <u>Race</u>     | <u>Number of Persons</u> |
|-----------------|--------------------------|
| Asian           | 7                        |
| Black           | 2,446                    |
| Native American | 2                        |
| White           | 119                      |

| <u>Age</u> | <u>Number of Persons</u> |
|------------|--------------------------|
| Under 20   | 23                       |
| 20s        | 498                      |
| 30s        | 844                      |
| 40s        | 569                      |
| 50s        | 382                      |
| 60s        | 218                      |
| 70s        | 38                       |
| 80s        | 1                        |

| <u>Length of Sentence</u> | <u>Number of Persons</u> |
|---------------------------|--------------------------|
| Unknown                   | 0                        |
| < 5 years                 | 733                      |
| 5-9 years                 | 409                      |
| 10-14 years               | 283                      |
| 15-19 years               | 246                      |
| 20-24 years               | 166                      |
| 25-29 years               | 107                      |
| 30-34 years               | 95                       |
| 35-39 years               | 69                       |
| 40-44 years               | 58                       |
| 45-49 years               | 37                       |
| 50-54 years               | 30                       |
| 55-59 years               | 15                       |
| 60-64 years               | 26                       |
| 65-69 years               | 14                       |
| 70-74 years               | 8                        |
| 75-79 years               | 5                        |
| 80-84 years               | 5                        |
| 85-89 years               | 5                        |
| 90-94 years               | 5                        |
| 95-99 years               | 5                        |
| > 100 years               | 21                       |
| Life                      | 232                      |

| <u>Type of Facility</u> | <u>Number of Persons</u> |
|-------------------------|--------------------------|
| ADX                     | 15                       |
| USP                     | 912                      |
| FCI                     | 1541                     |
| RRC <sup>1</sup>        | 54                       |
| Medical                 | 52                       |
| Other                   | 0                        |
| Transfer                | 0                        |

All numbers acquired from BOP data as of July 2025.

<sup>1</sup> RRC includes persons who are on home confinement.

1400 I St NW Suite 400, Washington, DC 20005 | 202.478.9211 | dccic@dc.gov | www.cic.dc.gov

## Women

Data on Women Sentenced by Superior Court in Bureau of Prisons

|   |                             |
|---|-----------------------------|
| <b>Total Number</b>                               | <b>79</b>                   |
| <b>Average Age</b>                                | <b>38</b>                   |
| <b>Median Age</b>                                 | <b>37</b>                   |
| <b>Median Length of Sentence (excluding life)</b> | <b>4 years and 6 months</b> |
| <b>Total set for release before July 1, 2026</b>  | <b>22</b>                   |

| <u>Race</u>     | <u>Number of Persons</u> |
|-----------------|--------------------------|
| Asian           | 1                        |
| Black           | 73                       |
| Native American | 0                        |
| White           | 5                        |

| <u>Age</u> | <u>Number of Persons</u> |
|------------|--------------------------|
| Under 20   | 0                        |
| 20s        | 19                       |
| 30s        | 26                       |
| 40s        | 22                       |
| 50s        | 7                        |
| 60s        | 5                        |
| 70s        | 0                        |
| 80s        | 0                        |

| <u>Length of Sentence</u> | <u>Number of Persons</u> |
|---------------------------|--------------------------|
| Unknown                   | 0                        |
| Less than 5 years         | 39                       |
| 5-9 years                 | 16                       |
| 10-14 years               | 6                        |
| 15-19 years               | 4                        |
| 20-24 years               | 2                        |
| 25-29 years               | 4                        |
| 30-34 years               | 0                        |
| 35-39 years               | 1                        |
| 40-44 years               | 1                        |
| 45-49 years               | 1                        |
| 50-54 years               | 0                        |
| 55-59 years               | 1                        |
| 60-64 years               | 0                        |
| 65-69 years               | 0                        |
| 70-74 years               | 0                        |
| 75-79 years               | 0                        |
| 80-84 years               | 0                        |
| 85-89 years               | 0                        |
| 90-94 years               | 0                        |
| 95-99 years               | 0                        |
| 100-or more years         | 1                        |
| Life                      | 2                        |

| <u>Type of Facility</u> | <u>Number of Persons</u> |
|-------------------------|--------------------------|
| ADX                     | 0                        |
| USP                     | 0                        |
| FCI                     | 56                       |
| RRC <sup>2</sup>        | 2                        |
| Medical                 | 10                       |
| Other                   | 7                        |
| Camp                    | 4                        |

All numbers acquired from BOP data as of July 2025.

<sup>2</sup> RRC includes persons who are on home confinement.

## Life Sentence<sup>1</sup>

Data on Persons Sentenced by Superior Court in BOP Custody Serving a Life Sentence

|   |                     |
|---|---------------------|
| <b>Total Number</b>                             | <b>234</b>          |
| <b>Average Age</b>                              | <b>55</b>           |
| <b>Median Age</b>                               | <b>55</b>           |
| <b>Number of BOP Facilities</b>                 | <b>51</b>           |
| <b>BOP Facilities Housing 10-19 lifers</b>      | <b>4</b>            |
| <b>BOP Facilities Housing 20 or more lifers</b> | <b>1</b>            |
| <b>Facility with largest number of lifers</b>   | <b>USP Hazelton</b> |
| <b>Number of lifers at USP Hazelton</b>         | <b>22</b>           |

| <b>Type of Facility</b> | <b>Number of Persons</b> |
|-------------------------|--------------------------|
| <b>ADX</b>              | <b>7</b>                 |
| <b>USP</b>              | <b>125</b>               |
| <b>FCI</b>              | <b>89</b>                |
| <b>RRC<sup>2</sup></b>  | <b>2</b>                 |
| <b>Medical</b>          | <b>11</b>                |
| <b>Other</b>            | <b>0</b>                 |
| <b>Transfer</b>         | <b>0</b>                 |

| <b>Gender</b> | <b>Total Number</b> |
|---------------|---------------------|
| <b>Male</b>   | <b>232</b>          |
| <b>Female</b> | <b>2</b>            |

| <b>Race</b>  | <b>Total Number</b> |
|--------------|---------------------|
| <b>Asian</b> | <b>3</b>            |
| <b>Black</b> | <b>228</b>          |
| <b>White</b> | <b>3</b>            |

| <b>Age Range</b> | <b>Total Number</b> |
|------------------|---------------------|
| <b>20-29</b>     | <b>1</b>            |
| <b>30-39</b>     | <b>5</b>            |
| <b>40-49</b>     | <b>50</b>           |
| <b>50-59</b>     | <b>105</b>          |
| <b>60-69</b>     | <b>59</b>           |
| <b>70-79</b>     | <b>14</b>           |

All numbers acquired from BOP data as of July 2025.

<sup>1</sup> The data includes information on 15 men who have received sentence reductions and are projected to be released. Four of the men will be released in 2025; nine in 2026; one in 2027; and one in 2031.

<sup>2</sup> RRC includes persons who are on home confinement.

1400 I St NW Suite 400, Washington, DC 20005 | 202.478.9211 | dccic@dc.gov | www.cic.dc.gov

## Extended Sentences

Data on Persons Sentenced by Superior Court in BOP Custody Serving Extended Sentences<sup>3</sup>

|  |                 |
|--|-----------------|
| <b>Total Number</b>  | <b>682</b>      |
| <b>Average Age</b>   | <b>44</b>       |
| <b>Median Age</b>  | <b>43</b>       |
| <b>Number of BOP Facilities</b>  | <b>88</b>       |
| <b>BOP Facilities housing 10-19 persons with extended sentences</b>      | <b>15</b>       |
| <b>BOP Facilities housing 20 or more persons with extended sentences</b> | <b>8</b>        |
| <b>Facility with largest number of persons with extended sentences</b>   | USP<br>Hazelton |
| <b>Number of persons with extended sentences at FCI Hazelton</b>         | <b>37</b>       |
| <b>Persons scheduled for release before July 1, 2026</b>                 | <b>12</b>       |

| <u>Length of Sentence</u> | <u>Number of Persons</u> |
|---------------------------|--------------------------|
| 20-24 years               | 168                      |
| 25-29 years               | 111                      |
| 30-34 years               | 95                       |
| 35-39 years               | 70                       |
| 40-44 years               | 59                       |
| 45-49 years               | 38                       |
| 50-54 years               | 30                       |
| 55-59 years               | 16                       |
| 60-64 years               | 27                       |
| 65-69 years               | 13                       |
| 70-74 years               | 8                        |
| 75-79 years               | 8                        |
| 80-84 years               | 5                        |
| 85-89 years               | 5                        |
| 90-94 years               | 5                        |
| 95-99 years               | 4                        |
| 100-119 years             | 8                        |
| 120 or more years         | 12                       |

| <u>Race</u>     | <u>Total Number</u> |
|-----------------|---------------------|
| Asian           | 0                   |
| Black           | 651                 |
| Native American | 1                   |
| White           | 30                  |

| <u>Type of Facility</u> | <u>Number of Persons</u> |
|-------------------------|--------------------------|
| ADX                     | 6                        |
| USP                     | 244                      |
| FCI                     | 407                      |
| RRC <sup>4</sup>        | 2                        |
| Medical                 | 23                       |
| Other                   | 0                        |
| Transfer                | 0                        |

| <u>Age Range</u> | <u>Total Number</u> |
|------------------|---------------------|
| 20-29            | 32                  |
| 30-39            | 224                 |
| 40-49            | 233                 |
| 50-59            | 118                 |
| 60-69            | 63                  |
| 70-79            | 11                  |
| 80-84            | 1                   |

| <u>Gender</u> | <u>Total Number</u> |
|---------------|---------------------|
| Male          | 671                 |
| Female        | 11                  |

All numbers acquired from BOP data as of July 2025.

<sup>3</sup> Extended sentence is a sentence of more than 20 years not including a life sentence.

<sup>4</sup> RRC includes persons who are on home confinement.

## Age 65 and Over

Number of Individuals Sentenced by Superior Court in Bureau of Prisons age 65 and over.

|   |                              |
|---|------------------------------|
| <b>Total Number</b>                               | <b>113</b>                   |
| <b>Average Age</b>                                | <b>69</b>                    |
| <b>Median Age</b>                                 | <b>68</b>                    |
| <b>Median Length of Sentence (excluding life)</b> | <b>10 years and 2 months</b> |
| <b>Total set for release before July 1, 2026</b>  | <b>21</b>                    |

| <b><u>Race</u></b> | <b><u>Number of Persons</u></b> |
|--------------------|---------------------------------|
| Asian              | 1                               |
| Black              | 106                             |
| Native American    | 0                               |
| White              | 6                               |

| <b><u>Age</u></b> | <b><u>Number of Persons</u></b> |
|-------------------|---------------------------------|
| 65-69             | 73                              |
| 70-74             | 26                              |
| 75-80             | 13                              |
| Over 80           | 1                               |

| <b><u>Type of Facility</u></b> | <b><u>Number of Persons</u></b> |
|--------------------------------|---------------------------------|
| ADX                            | 1                               |
| USP                            | 27                              |
| FCI                            | 70                              |
| RRC <sup>5</sup>               | 2                               |
| Medical                        | 13                              |
| Other                          | 0                               |

| <b><u>Length of Sentence</u></b> | <b><u>Number of Persons</u></b> |
|----------------------------------|---------------------------------|
| Unknown                          | 0                               |
| Less than 5 years                | 21                              |
| 5-9 years                        | 12                              |
| 10-14 years                      | 11                              |
| 15-19 years                      | 10                              |
| 20-24 years                      | 4                               |
| 25-29 years                      | 5                               |
| 30-34 years                      | 2                               |
| 35-39 years                      | 1                               |
| 40-44 years                      | 2                               |
| 45-49 years                      | 1                               |
| 50-54 years                      | 1                               |
| 55-59 years                      | 1                               |
| 60-64 years                      | 1                               |
| 65-69 years                      | 0                               |
| 70-74 years                      | 2                               |
| 75-79 years                      | 0                               |
| 80-84 years                      | 0                               |
| 85-89 years                      | 1                               |
| 90-94 years                      | 0                               |
| 95-99 years                      | 0                               |
| 100-or more years                | 1                               |
| Life                             | 38                              |

All numbers acquired from BOP data as of July 2025.

<sup>5</sup> RRC includes persons who are on home confinement.

## Below Age 25

Number of Individuals Sentenced by Superior Court in Bureau of Prisons under the age of 25.

|  |                                 |
|--|---------------------------------|
| <b>Total Number</b>                              | <b>224</b>                      |
| <b>Average Age</b>                               | <b>22</b>                       |
| <b>Median Age</b>                                | <b>22</b>                       |
| <b>Median Length of Sentence</b>                 | <b>5 years and<br/>6 months</b> |
| <b>Total set for release before July 1, 2026</b> | <b>65</b>                       |

| <u>Length of Sentence</u> | <u>Number of Persons</u> |
|---------------------------|--------------------------|
| Unknown                   | 0                        |
| Less than 5 years         | 81                       |
| 5-9 years                 | 92                       |
| 10-14 years               | 43                       |
| 15-19 years               | 10                       |
| 20-24 years               | 1                        |
| 25-29 years               | 0                        |
| 30-34 years               | 2                        |
| 35-39 years               | 1                        |
| 40-44 years               | 1                        |
| 45-50 years               | 0                        |
| 50-55 years               | 0                        |
| 55-60 years               | 0                        |
| 60-65 years               | 0                        |
| 65-70 years               | 1                        |
| 100+ years                | 1                        |

| <u>Race</u>     | <u>Number of Persons</u> |
|-----------------|--------------------------|
| Asian           | 0                        |
| Black           | 211                      |
| Native American | 0                        |
| White           | 13                       |

| <u>Age</u> | <u>Number of Persons</u> |
|------------|--------------------------|
| Under 20   | 23                       |
| 20         | 26                       |
| 21         | 21                       |
| 22         | 43                       |
| 23         | 49                       |
| 24         | 62                       |

| <u>Type of Facility</u> | <u>Number of Persons</u> |
|-------------------------|--------------------------|
| ADX                     | 0                        |
| USP                     | 33                       |
| FCI                     | 178                      |
| RRC <sup>4</sup>        | 11                       |
| Other                   | 1                        |
| Medical                 | 1                        |

All numbers acquired from BOP data as of July 2025.

<sup>4</sup> RRC includes persons who are on home confinement.

Page 6 of 10

1400 I St NW Suite 400, Washington, DC 20005 | 202.478.9211 | dccic@dc.gov | www.cic.dc.gov

## Quarter 3 CY25 Projected Releases

Data on Persons Sentenced by Superior Court Scheduled for Release this Quarter  
(July, August, September 2025)

|                                  |                            |
|----------------------------------|----------------------------|
| <b>Total Number</b>              | <b>149</b>                 |
| <b>Average Age</b>               | <b>36</b>                  |
| <b>Median Age</b>                | <b>34</b>                  |
| <b>Median Length of Sentence</b> | <b>1 year and 6 months</b> |

| <u>Race</u>     | <u>Number of Persons</u> |
|-----------------|--------------------------|
| Asian           | 0                        |
| Black           | 145                      |
| Native American | 0                        |
| White           | 4                        |

| <u>Age</u> | <u>Number of Persons</u> |
|------------|--------------------------|
| Under 20   | 0                        |
| 20s        | 48                       |
| 30s        | 49                       |
| 40s        | 31                       |
| 50s        | 13                       |
| 60s        | 5                        |
| 70s        | 3                        |
| 80s        | 0                        |

| <u>Length of Sentence</u> | <u>Number of Persons</u> |
|---------------------------|--------------------------|
| Less than 5 years         | 128                      |
| 5-9 years                 | 10                       |
| 10-14 years               | 4                        |
| 15-19 years               | 6                        |
| 20-24 years               | 1                        |
| 25-29 years               | 0                        |
| 30-34 years               | 0                        |
| 35-39 years               | 0                        |
| 40-44 years               | 0                        |
| 45-49 years               | 0                        |
| 50-54 years               | 0                        |
| 55-59 years               | 0                        |
| 60-99                     | 0                        |
| Life                      | 0                        |

| <u>Type of Facility</u> | <u>Number of Persons</u> |
|-------------------------|--------------------------|
| ADX                     | 0                        |
| USP                     | 34                       |
| FCI                     | 93                       |
| RRC <sup>3</sup>        | 17                       |
| Medical                 | 3                        |
| Other                   | 2                        |

All numbers acquired from BOP data as of July 2025.

<sup>3</sup> RRC includes persons who are on home confinement.

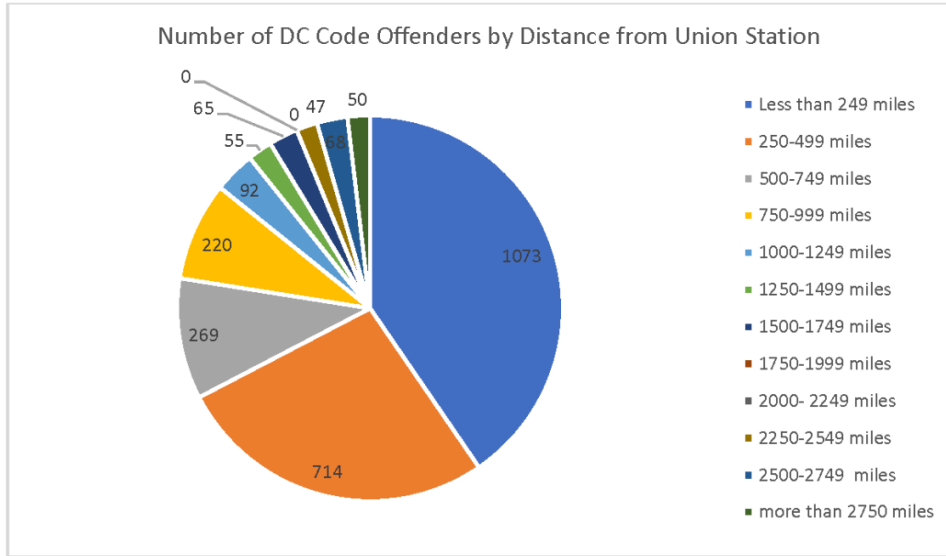
## Populations of 50+ people

Institutions with at least 50 people sentenced by DC Superior Court as of July 1, 2025

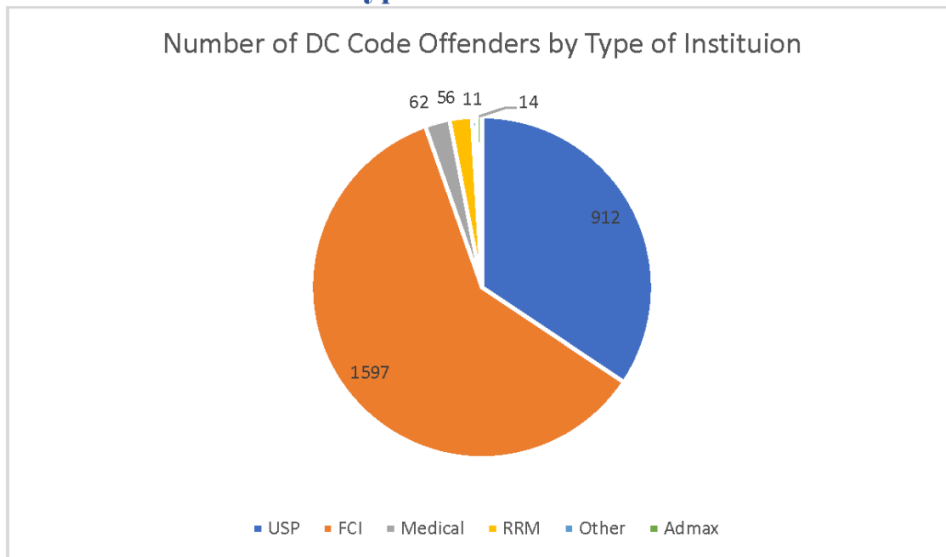
|            | Number of people | Institution           | Miles from Union Station |
|------------|------------------|-----------------------|--------------------------|
| <b>HAF</b> | 179              | FCI Hazelton          | 193                      |
| <b>CAA</b> | 168              | USP Canaan            | 262                      |
| <b>FTD</b> | 142              | FCI Fort Dix          | 173                      |
| <b>HAZ</b> | 133              | USP Hazelton          | 193                      |
| <b>SCH</b> | 110              | FCI Schuylkill        | 175                      |
| <b>PEM</b> | 104              | FCI Petersburg Medium | 129                      |
| <b>CUM</b> | 97               | FCI Cumberland        | 137                      |
| <b>BSY</b> | 86               | USP Big Sandy         | 429                      |
| <b>GIL</b> | 84               | FCI Gilmer            | 298                      |
| <b>LEE</b> | 81               | USP Lee               | 432                      |
| <b>MCR</b> | 78               | USP McCreary          | 573                      |
| <b>COP</b> | 68               | USP Coleman I         | 845                      |
| <b>ALM</b> | 59               | FCI Allenwood Medium  | 197                      |
| <b>MCD</b> | 50               | USP McDowell          | 356                      |

All numbers acquired from BOP data as of July 2025.

### Distance from Union Station



### Type of Institution



All numbers acquired from BOP data as of July 2025.

1400 I St NW Suite 400, Washington, DC 20005 | 202.478.9211 | dccic@dc.gov | www.cic.dc.gov

## Facility Definitions

**ADX** – The administrative security US penitentiary located in Florence, Colorado, is a supermax or "control unit" prison providing a higher more controlled level of custody than a maximum-security prison.

**USP** – High security institutions, also known as United States Penitentiaries (USPs), have highly secured perimeters (featuring walls or reinforced fences), multiple- and single-occupant cell housing, high staff-to-inmate ratio, and close control of prisoner movement.

**FCI** – Low security FCIs have double-fenced perimeters, mostly dormitory or cubicle housing, and strong work and program components. Medium security FCIs (and USPs designated to house medium security inmates) have strengthened perimeters (often double fences with electronic detection systems), mostly cell-type housing, a wide variety of work and treatment programs,

**RRM** – Residential Reentry Management (RRM) offices administer contracts for community-based programs and serve as the local liaison with the federal courts, the U.S. Marshals Service, state and local corrections, and a variety of community groups within their specific judicial districts. RRM staff also monitor local Residential Reentry Centers (RRC), which are responsible for providing community-based services that will assist with their reentry needs. RRCs are more commonly known as halfway houses.

**Medical** – Federal Medical Centers are prisons providing care to Care Level 4 inmates who are severely impaired and may require daily nursing care. Care Level 4 residents may suffer from cancer (in active treatment) or quadriplegia, require dialysis, or are undergoing or recovering from major surgery. Less than one percent of the Bureau's population is designated Medical Care Level 4.

**Other** – Institutions of varying security levels including camps, metropolitan detention centers, metropolitan correctional centers, and any other facilities operated by the federal Bureau of Prisons not otherwise on this list.

**Transfer** – An administrative security federal transfer center housing prisoners transported from one facility to another.

THE DC DEPARTMENT OF INSURANCE, SECURITIES AND BANKING  
FINANCIALLY FIT DC PROGRAM PRESENTS

# THE BEAUTY OF BUDGETS

Webinar

Thursday, October 23 • 12PM



RSVP: [tinyurl.com/FFDCWebinars](https://tinyurl.com/FFDCWebinars)



The Mayor's Office on Returning Citizen Affairs  
Presents

# HOW TO FILE A U.S. PATENT & TRADEMARK APPLICATION



Join MORCA and the United States Patent and Trademark Office (USPTO) for a session on how to protect your creative intellectual property!  
Learn patent basics, trademark basics and different resources for current or aspiring inventors and creatives.

**Thursday, October 23 @ 1PM**  
**2100 Martin Luther King Avenue SE, Suite 100**

**RSVP: [tinyurl.com/morcapatenting](https://tinyurl.com/morcapatenting)**

For accommodations please contact MORCA at [orca@dc.gov](mailto:orca@dc.gov)



**RESOURCES TO EMPOWER AND DEVELOP YOU (READY)**

The READY Center program is a partnership between the READY Center, DC Department of Corrections (DC DOC) and the DC Department of Employment Services. This collaboration seeks to connect returning citizens, released within 12 months from DC DOC and FBOP, with available resources and services.

The READY Center collaborates with several government agencies and community-based organizations to provide a wide variety of programs and services. If a returning citizen requires specific services, the READY Center staff works closely with them to ensure they are connected to the appropriate service provider.

As a partner, the Division of State Initiatives provides job training services and skills to ensure a smooth and successful reintegration into the workforce.

**Eligibility Requirements:**

- DC Resident
- 12 months release from DC DOC and FBOP
- Unemployed
- Drug-free
- Permission to work in the U.S.

**Enrollment Process:**

Visit the READY Center located at 3640 Martin Luther King Jr. Avenue, SE, Washington, DC 20032. Customers should express interest in the Division of State Initiatives READY program.

**LOCATIONS AND CONTACT**



You may access our services at any of the above American Job Centers.

**CONTACT US**

- ☎ (202) 698-5599
- ✉ [projectempowerment@dc.gov](mailto:projectempowerment@dc.gov)
- 📍 4058 Minnesota Ave, NE, Suite 2000  
Washington, DC 20019



**americanjobcenter**  
DISTRICT OF COLUMBIA  
**DOES** DISTRICT OF COLUMBIA  
DEPARTMENT OF  
EMPLOYMENT SERVICES  
GOVERNMENT OF THE  
DISTRICT OF COLUMBIA  
DC MURIEL BOWSER, MAYOR

### PROGRAM INFORMATION

#### Division Services

As a major service provider within the District's reentry and job training ecosystem, the DOES Division of State Initiatives is committed to collaborating with government, non-profit, and private service providers to bring specialized services and support to participants, including:

- Uniform Assistance
- Transportation Benefits
- Mental Health & Substance Use Referrals
- Childcare Referrals
- Housing Referrals
- Retention Bonuses

DSI programs follow a 3-phase, nationally recognized transitional employment model:

1. Intensive, subsidized job readiness classes focused on soft and life skills
2. Time-limited phase of subsidized work experience, training, or continuing education
3. Long-term job retention coaching, services, and incentives



### PROJECT EMPOWERMENT

For more than 20 years, Project Empowerment has helped to reduce economic disparity in the District by serving thousands of individuals with multiple barriers to employment. The program is designed to provide unemployed District residents with opportunities to grow in occupational skills training and subsidized employment placements each year.

Project Empowerment aims to ease the personal, financial, and emotional stresses that District residents face due to substantial barriers.

#### Eligibility Requirements:

- DC resident
- At least 18 years old
- Unemployed
- Drug-free
- Permission to work in the US
- Must demonstrate at least three of the following barriers to employment:
  - *Basic skills deficiency (determined by CASAS test score)*
  - *Lack of a secondary education credential (No high school diploma or GED)*
  - *A history of substance abuse*
  - *Homelessness*
  - *A history of job cycling (not maintaining steady employment)*
  - *A felony conviction or history of incarceration*

#### Enrollment Process:

Visit any American Job Center located throughout the District and express interest in employment and training services.



### PARTNERS FOR REENTRY OPPORTUNITIES IN WORKFORCE DEVELOPMENT (P.R.O.W.D)

P.R.O.W.D is a collaborative effort between the Department of Employment Services and the following agencies...

- US Department of Labor
- US Federal Bureau of Prisons (FBOP)
- US Courts

P.R.O.W.D provides targeted employment services to federally incarcerated individuals as they approach community reentry. The initiative seeks to better align job training and skills development services provided to program participants to the specific labor market needs.

#### Eligibility Requirements:

- DC Resident
- 60 days or more until FBOP release
- Halfway house residency or home confinement
- Unemployed
- Drug-free
- Permission to work in the US
- Must demonstrate at least three of the following barriers to employment:
  - *Basic skills deficiency (determined by CASAS test score)*
  - *Lack of a secondary education credential (No high school diploma or GED)*
  - *A history of substance abuse*
  - *Homelessness*
  - *A history of job cycling (not maintaining steady employment)*
  - *A felony conviction or history of incarceration*

#### Enrollment Process:

Visit any American Job Center located throughout the District and express interest in employment and training services.

THE NATIONAL  
REENTRY NETWORK  
FOR RETURNING  
CITIZENS



# READY4WORK PROGRAM

Monday & Thursday  
10AM-1PM

Tuesday & Wednesday  
10AM-2PM

- Job Coaching/Searching
- Training Stipend
- DC Resident
- Business Attire Encouraged

**APPLY HERE**



202-584-1000  
1200 U St NW, Washington DC  
[www.thenationalreentrynetwork.org](http://www.thenationalreentrynetwork.org)

**5 WEEK JOB READINESS PROGRAM**





**NRNRC**



# PROFESSIONAL CLOTHING DONATION MAKE A DIFFERENCE TODAY

We encourage all that can donate professional clothing to our organization so that our clients can be prepared for the next steps!

Call us at  
**202-584-1000**



Come To Our Office  
1200 U St NW  
Washington DC 20009



**Donate Now**



More Information:  
**Jharris@thereentrynetwork.org**  
**www.thenationalreentrynetwork.org**





# REENTRY VIRTUAL SUPPORT GROUP

EACH & EVERY WEDNESDAY


6PM-7:30PM | VIA ZOOM

SCAN TO JOIN  
OR CLICK THE  
LINK IN THE BIO



For more information go to [www.naarcdc.com](http://www.naarcdc.com) or text NAARC to 474747 to receive NAARC updates and resources.

# MAYOR'S OFFICE ON RETURNING CITIZENS AFFAIRS



## LEARN TECHNOLOGY

### CELL PHONE, COMPUTER NAVIGATION AND TYPING



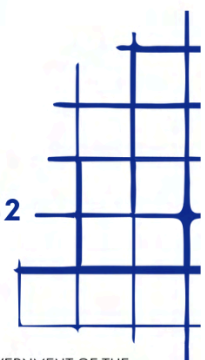
Learning  
Technology

Gaining confidence.  
Increasing job  
opportunities.  
Staying competitive  
in today's digital  
world.

**EVERY  
WEDNESDAY**  
9am-1pm

2100 MARTIN LUTHER  
KING JR AVE SE  
SUITE 100  
WASHINGTON DC  
20020

Contact  
**Mark Ford**  
(202) 445-5482





## CDL CLASS B TRAINING



**REQUIREMENTS TO TAKE CDL CLASS B TRAINING AT MORCA YOU MUST HAVE THE FOLLOWING DOCUMENTS:**

- VALID DRIVER'S LICENSE
- 3-5 YEAR DRIVING RECORD
- RESUME
- DOT PHYSICAL CARD

**CDL Class B Training is held twice (2) monthly on a first come first served basis.**



**SEE ATTACHMENTS FOR PROVIDERS**



### LIST OF PROVIDERS FOR DOT PHYSICAL

Provider: Amy Nassar (Minute Clinic)  
 Location: 845 Bladensburg Rd NE, Washington, DC 20002  
 Telephone: 1-866-389-2727  
 Appointment must be made for physical  
 Cost: \$137.00

Provider: Marianne Knue (Minute Clinic)  
 Location: 1275 Pennsylvania Ave, Washington, DC 20004  
 Telephone: 1-866-389-2727  
 Appointment must be made for physical  
 Cost: \$137.00

Provider: Robert Yancey  
 Location: 3120 Georgia Ave NW, Washington, DC 20010  
 Telephone: 202-722-0122  
 Hours of Operations: M-F 7:00am-3:00pm Sat 7:00am-11:00am (Walk-ins only)  
 Cost: \$40.00

Provider: Jackson L. Davis & Juanita Archer  
 Location: 4121 Minnesota Ave NE, Washington, DC 20019  
 Telephone: 202-388-6001  
 Hours of Operations: Tues/Thurs/Fri 9:00am-2:30pm (Walk-ins only)  
 Cost: \$77.12

Provider: Kristie Quarles (Unity Health Care)  
 Location: 3240 Stanton Rd SE, Washington, DC 20020  
 Telephone: 202-889-3754  
 Hours of Operations T/TH 7:00am-7:00pm, Weds 7:00 am-11:00am (Appointment Only)

- All insurance is accepted
- If uninsured cost will come out of pocket but sliding scale fee is depending on family size and income you will have to provide proof of income and family size is required

### LIST OF PROVIDERS FOR DOT PHYSICAL



Provider: Lisa Covell (Unity Health Care)

Location: Brentwood Health Center, 1251 B Saratoga Ave NE, Washington, DC 20018

Telephone: 202-832-8818

Hours of Operations: T/TH 7:00am-7:00pm, Weds 7:00am-11:00am (Appointment Only)

- All insurance is accepted
- If uninsured cost will come out of pocket but sliding scale fee is depending on family size and income you will have to provide proof of income and family size is required

Provider: Haileleoul D. Erbello (Metro Lab)

Location: 3422 Gerogia Ave NW, Washington, DC 20010

Telephone: 202-234-1234

Hour of Operations: M-F 9:00am-5:00pm (Walk-ins)

Cost: \$50.00

Provider: Gina Pervall

Location: 2141 K St NW, Washington, DC 20037

Telephone: 202-758-0559

Hours of Operation: Mon, Tues, Weds, and Fri 8:30am-4:30pm Thurs 9:30-5:30 (Appointment Only)

Cost: \$90.00

**CDL DMV asFEES:**

**CDL Learner's Permit Cost: \$78.00**

**CDL License Cost: \$117.00**

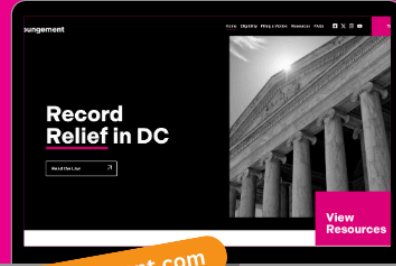
**Commercial Driver's License Endorsement Cost: \$20.00 for each endorsement**

**CDL Knowledge Test: \$10.00**

**CDL License Road Test: \$10.00**

**Please contact Ms. Jackson if you need further information at (202) 715-7675 or [alicia.jackson2@dc.gov](mailto:alicia.jackson2@dc.gov)**

# THE PATH TO A CLEAN SLATE STARTS TODAY!



✦ [DCexpungement.com](https://dcexpungement.com)

## Dear friends,

For far too long, thousands of people in Washington, DC have carried the burden of a criminal record — even long after they've served their time, changed their lives, and given back to their communities. A record can create lasting barriers to employment, housing, education, and opportunity.

In fact, *1 in 7 Washingtonians has a record*. And yet, many people don't know that they may qualify to have their record expunged or sealed under DC law.

That's why we're proud to announce the launch of **DCExpungement.com**, the first-ever, all-in-one resource for expungement and record sealing in Washington, DC.

Until now, there hasn't been a single place where people could easily find clear information about the process. For the first time, our community has access to a trusted resource to:

1. Learn what expungement and record sealing mean
2. Understand eligibility rules in plain language
3. Explore next steps for beginning the process

This website was created to be a starting point, a place where anyone can take the first step toward clearing their record, restoring opportunities, and reclaiming a fair shot at the future.

If you or someone you know has a record, we encourage you to visit [DCExpungement.com](https://DCExpungement.com) today and explore what's possible.

### Start the Record Clearing Process

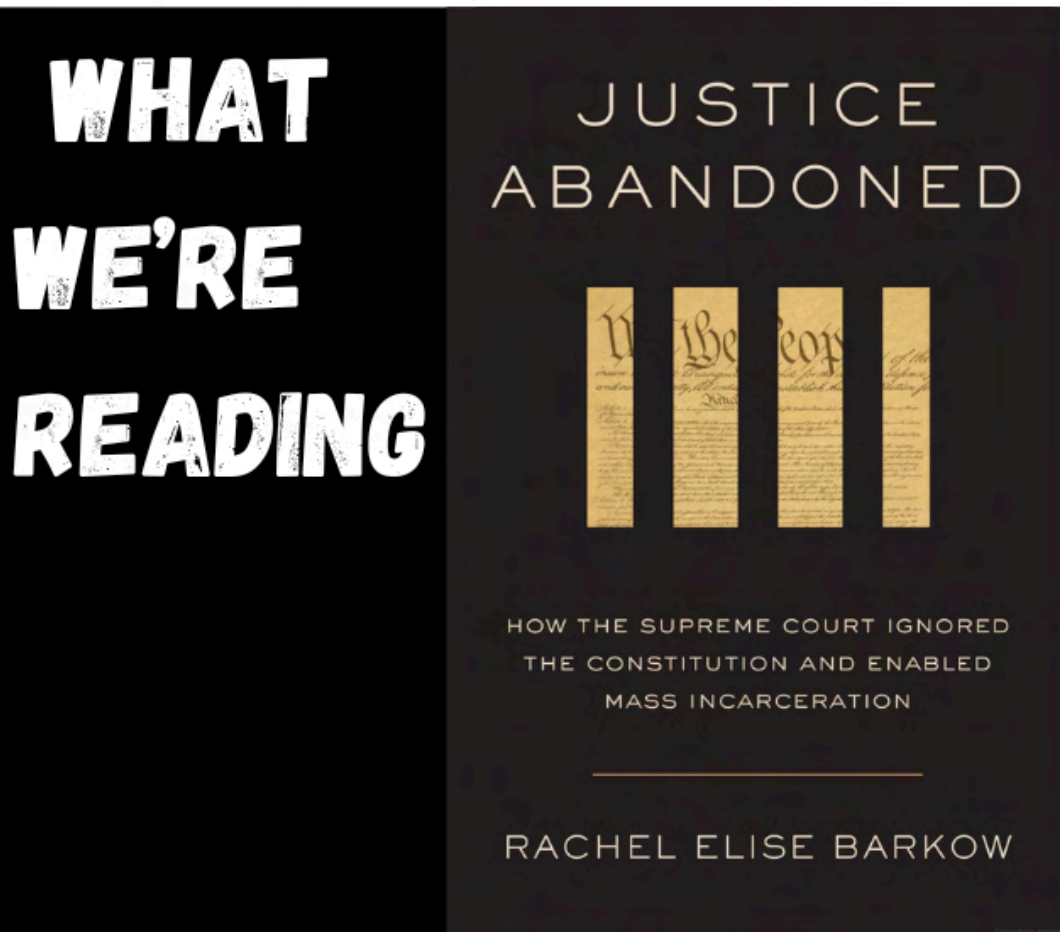
Together, we can make sure that a past mistake doesn't have to define a lifetime.

With hope,  
**DC JUSTICE LAB**

**DC**

**JUSTICE**





Despite having only 5% of the global population, the U.S. holds nearly 25% of its prisoners—clear evidence of a mass incarceration crisis. While harsh crime policies and the racialized war on drugs are well-known contributors, the Supreme Court’s role is often overlooked. Since the 1960s, the Court has weakened constitutional protections against state punishment, prioritizing public safety over individual rights. In *Justice Abandoned*, Rachel Barkow examines six key rulings that fueled this crisis, expanding pretrial detention, coercive plea deals, excessive sentencing, and racial disparities in policing. She argues that if the Court applied its own originalist principles consistently, these decisions would be reversed. The book isn’t just critique, it’s a call to action. Barkow urges the Court to confront its past errors and restore constitutional limits on punishment, offering a legal path to dismantle mass incarceration.

[Subscribe](#)

[Past Issues](#)

[Translate](#) ▼

[RSS](#)



**The CIC is on Instagram!**  
**Follow us [@dc\\_cic](#) for updates, useful information, and events!**

You Can Also Follow Us at [Twitter](#) [Facebook](#) [LinkedIn](#)

**Our mailing address is:**  
DC Corrections Information Council  
1400 I Street, NW Suite 400  
Washington, DC 20005

Email: [dccic@dc.gov](mailto:dccic@dc.gov)  
Website: <https://cic.dc.gov>

Want to change how you receive these emails?  
You can [update your preferences](#) or [unsubscribe from this list](#).